

# How to Join our Group via the Website



Search [www.worldofwalking.org](http://www.worldofwalking.org)



1. Click on the following link [ <https://worldwalking.org/> ]

Click on the tab [ [Join for Free](#) ]

Complete details as requested and click [ [Register](#) ]

**..you have now successfully created an account.**

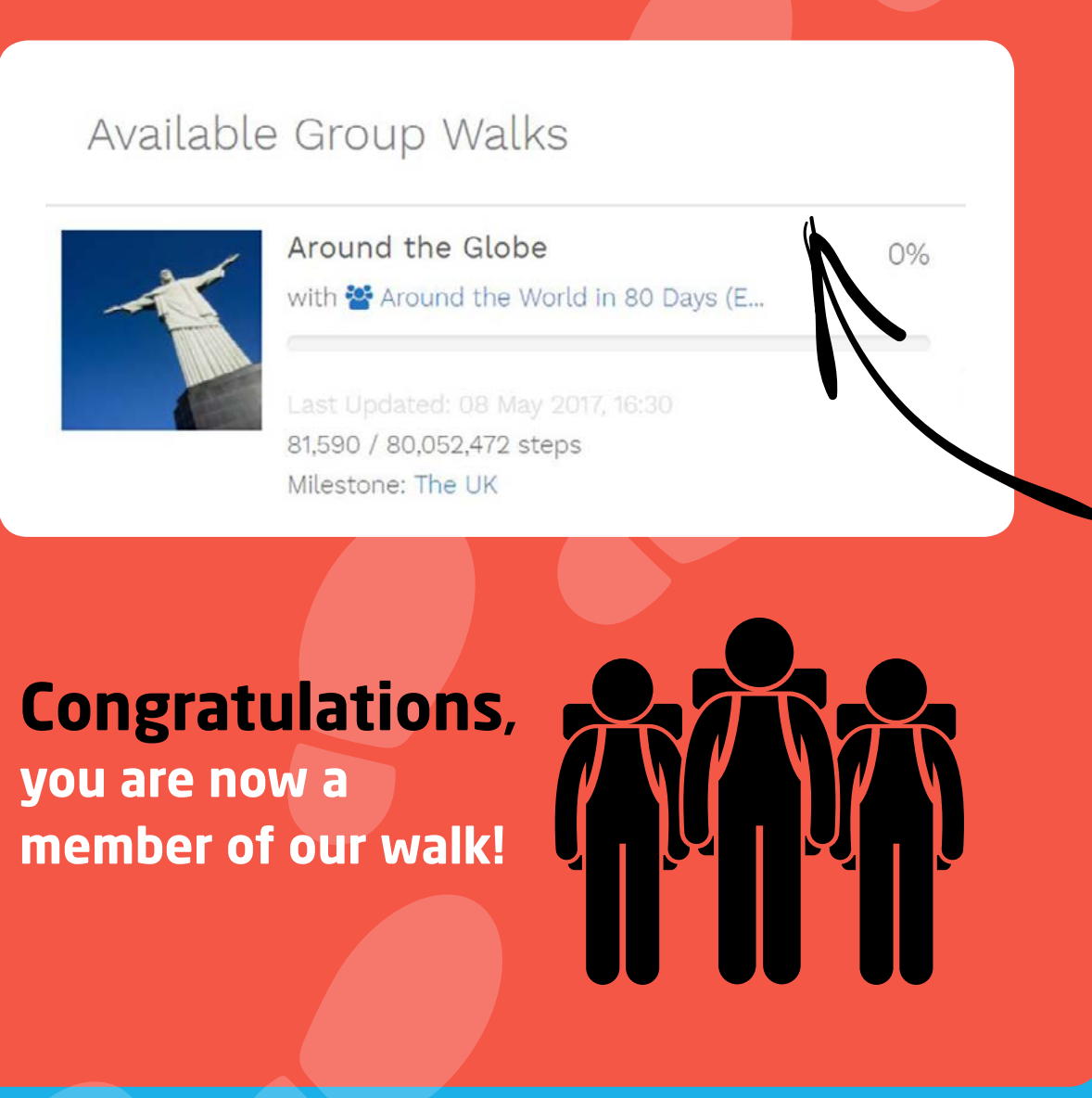
## 2. Now it's time to join our group

In the tabs across the top click [ [My Groups](#) ]


Click [ [Search Groups](#) ]  
Type in [ [ELC](#) ] in the search bar to the left  
Click [ [Around the world in 80 Days \(ELCopen Event\)](#) ]  
Click [ [Join this Group](#) ]

**You are now a member of our Walking Group**

Click [ [Close](#) ]



**Congratulations, you are now a member of our walk!**



## 3. You now need to Join our Walking Challenge

In the tab at the top of the page click [ [My Walks](#) ]

Available walks in your Group will now be displayed - Click on Selected walk

[ [Around the Globe](#) ]  
[ [Around the world in 80 Days](#) ]

A message will appear:  
You are not part of this walk yet..

Click [ [Join Now](#) ] Click [ [Close](#) ]

## 4. Now it's time to set your challenge target

At the top of the page Click [ [Dashboard](#) ]

Under **Your Bank** Click [ [Add steps](#) ]

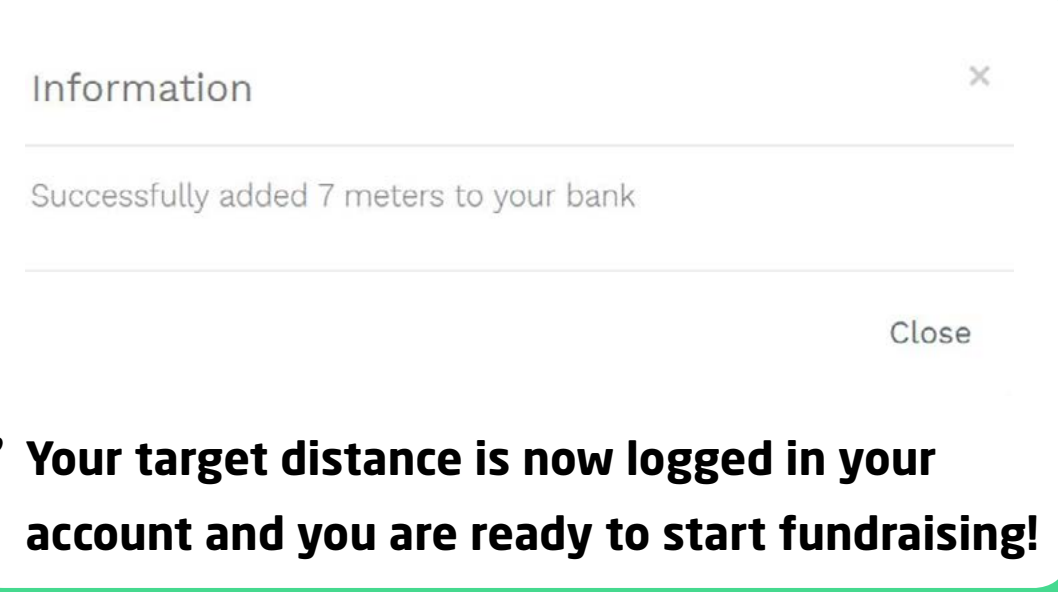
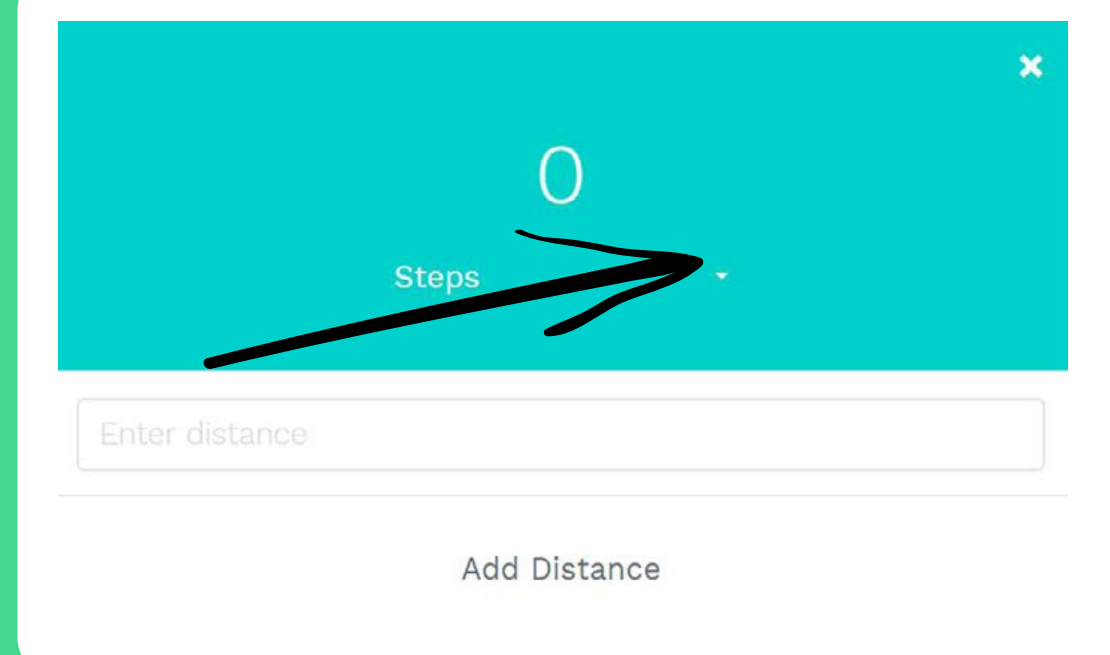
To change the distance to miles or Kms Click on [ [steps](#) ]  
Add your target challenge distance in steps, miles or kms

Enter figure and Click [ [Add Distance](#) ]

This message will appear....


Click [ [close](#) ]

You can now download the **free App** on your mobile device by searching World Walking. Once downloaded, sign in with the details you signed up with online.



## 5. Now your supporters need to know how you're doing!

Keep track of your progress by banking your completed distance as you go along against our challenge walk through the app or your desktop.



### A) This is easy to do on the phone app.

Click on [ [Select our Walk](#) ]

Click on [ [Add](#) ] To spend your miles - Click [ [Add](#) ]

Are you sure? - [ [Yes](#) ]

### B) Alternatively follow the below instructions for your desktop.

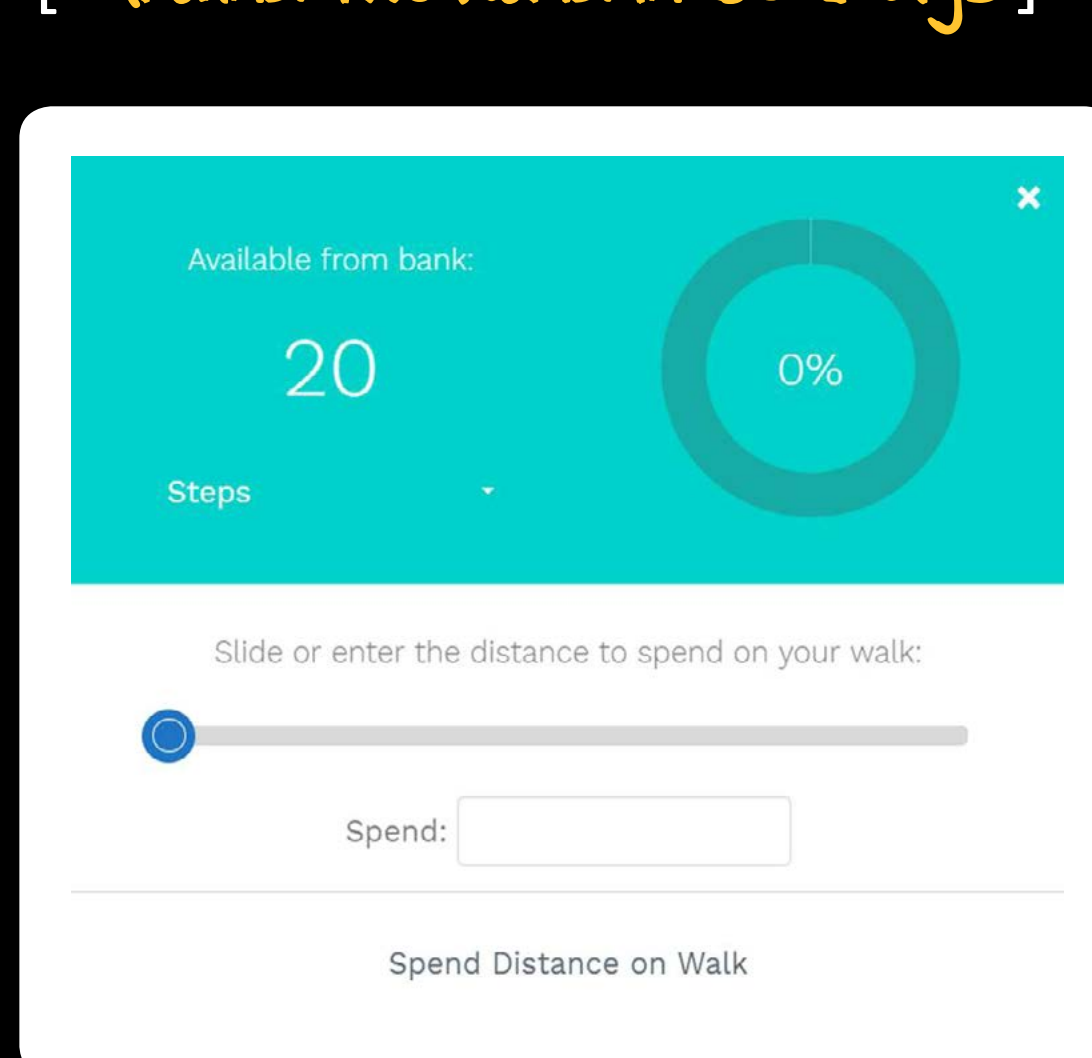
Go to Dashboard, under **My Bank**

Click on [ [spend steps](#) ]

Available walks will now be displayed (only walks you have joined will appear)

Select our Walk [Around the Globe](#)

[ [Around the world in 80 Days](#) ]



Enter your completed distance so far and Click [ [Spend distance on walk](#) ]

**You have now contributed your miles towards our challenge, each time you are ready to log more distance simply log back in and follow step 5.**



# Happy Walking!



For more information about the

**Electrical Industries Charity**

**Challenge for a Cause**

Around the world in 80 days, please visit the charity website

[www.electricalcharity.org/index.php/fundraising/around-the-world-in-80-days](http://www.electricalcharity.org/index.php/fundraising/around-the-world-in-80-days)